



Federal Funding Opportunities & Coaching Assistance Webinar for Smaller Towns



Margaret Byrnes, Executive Director, NHMA
Katherine Heck, Government Finance Advisor, NHMA
Stuart Arnett, Managing Partner, Arnett Development Group
Steve Fortier, Administrator of Rural Economic Development,
NH Dept. of Business and Economic Affairs

June 5, 2023

Agenda

Launch of beta NHMA Coaching and Technical Assistance Program (CTAP)



Federal Funding Overview



Tools and Resources



Infrastructure and Investment and Jobs Act (BIL/IIJA)



Inflation Reduction Act (IRA)

Coaching and Technical Assistance Program (CTAP): A Beta Test



Technical assistance and coaching for smaller municipalities



Help smaller NH municipalities successfully access federal, state, and other funding in order to implement impactful projects in their communities.



Gauge member interest in continuation of this program or a similar program.



What is CTAP?



- Provides technical assistance to selected municipalities using a “coaching” model
- Arnett Development Group (ADG)
- Follows the approach currently being used by NBRC’s Catalyst Program, focusing on “capacity building.”
- No cost to NHMA members
- [Northern Border Regional Commission \(NBRC\)](#)
- [NH BEA Catalyst Program for NBRC](#)

What is
coaching?



What do you need to apply?



A project

Project in your municipality that you are seeking grant funding for



Commitment

Local officials committed to engaging in the coaching process with ADG & learning!



Cost

No cost to NHMA members!

CTAP Eligibility

Municipalities
under 10,000
population

Priority given
to census tract
communities

Diversity of
projects

July 5
deadline

[Apply here](#)

```
graph TD; A[What's Next?] --> B[Review results of beta test]; A --> C[Solicit feedback from participants, ADG]; A --> D[Determine whether and to continue program];
```

What's Next?

Review results
of beta test

Solicit feedback
from
participants,
ADG

Determine
whether and to
continue
program

Thank you!



The Four Main Types of Federal Funding

Competitive Funding -

- Based on the Merit of Your Proposed Project

Formula Funding –

- Awardees are Predetermined

Continuation Funding –

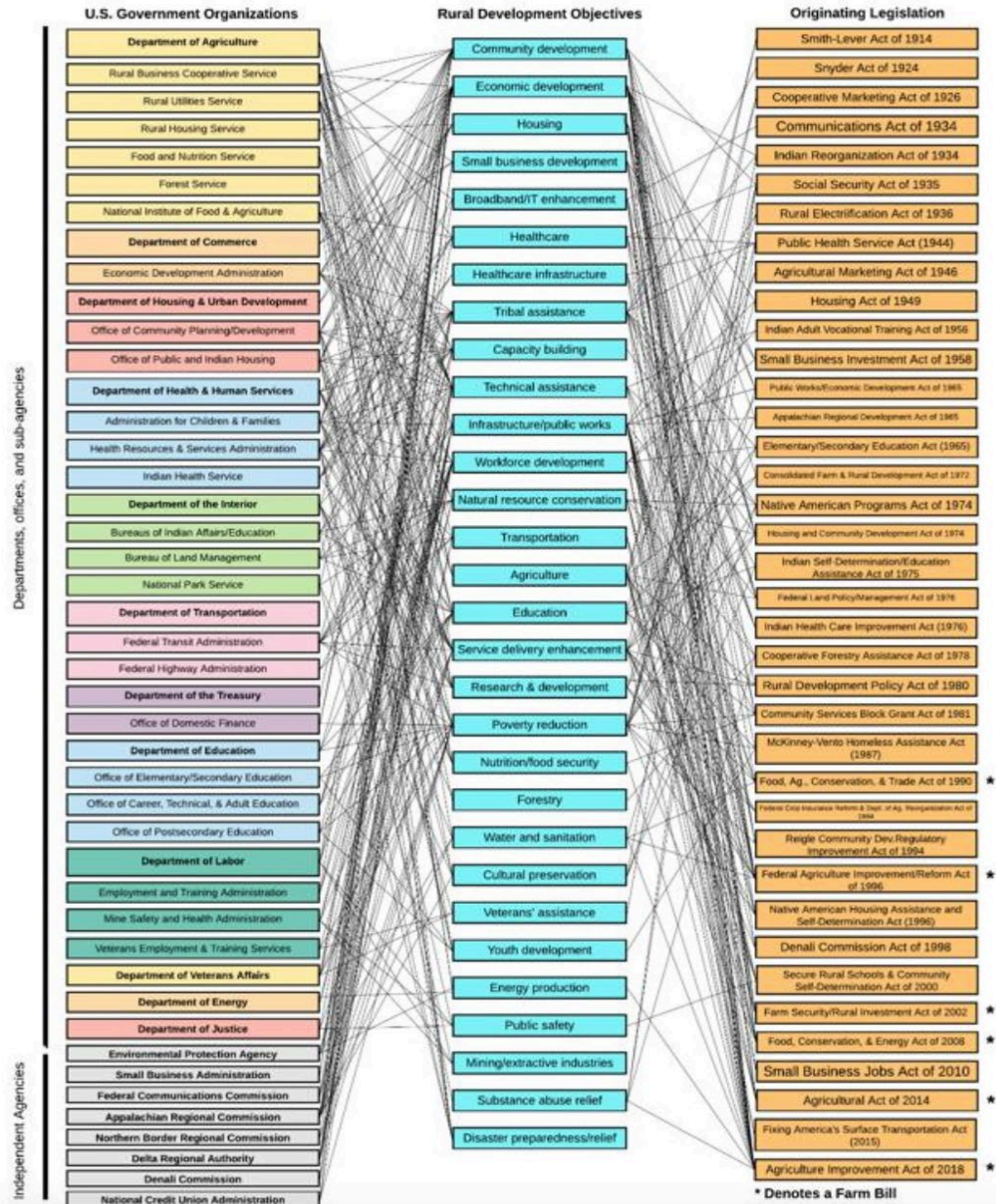
- Renewal of an Existing Grant

Pass-Through Funding –

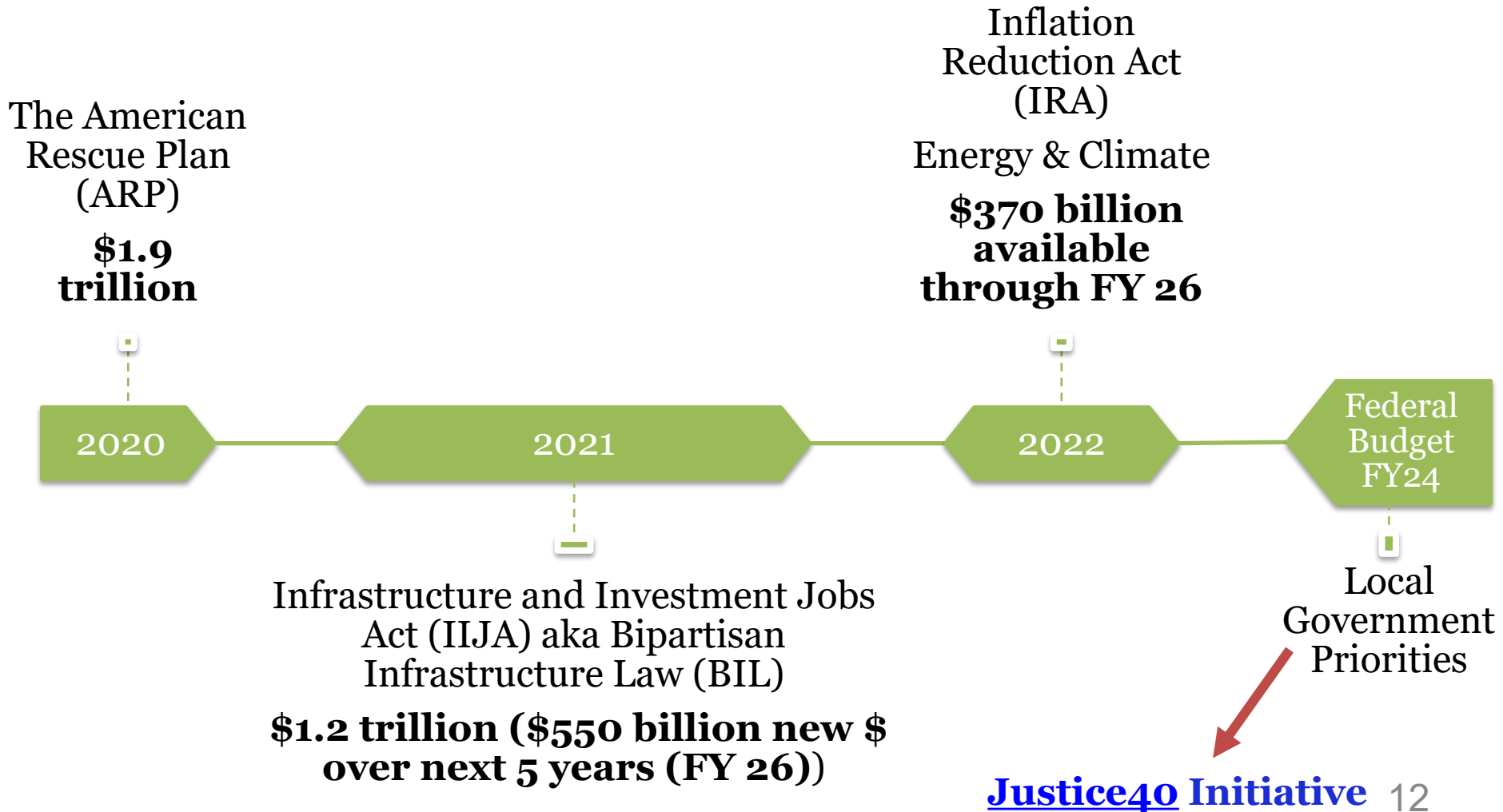
- Issued by a Federal Agency

Federal Development Assistance for Rural and Tribal Communities

While USDA is technically charged with directing federal rural policy, programs that promote rural and tribal development are spread widely throughout the government. No comprehensive and integrated strategy exists. As shown below, the array of legislation, directives, and programs meant to help these communities leads to significant confusion and fragmentation.



Overview of U.S. Federal Funding



Infrastructure Investment and Jobs Act (IIJA) Bipartisan Infrastructure Law (BIL)



No More
Lead Pipes



High-Speed
Internet Access



Better Roads
and Bridges



Investments in
Public Transit



Upgrade Airports
and Ports



Investment in
Passenger Rail



Network of Electric
Vehicle Chargers



Upgrade Power
Infrastructure



Resilient
Infrastructure



Investment in
Environmental
Remediation

\$1.2 Trillion Investment in Infrastructure/Economic Growth/Jobs/ Communities

Infrastructure Investment and Jobs Act (IIJA) Bipartisan Infrastructure Law (BIL)

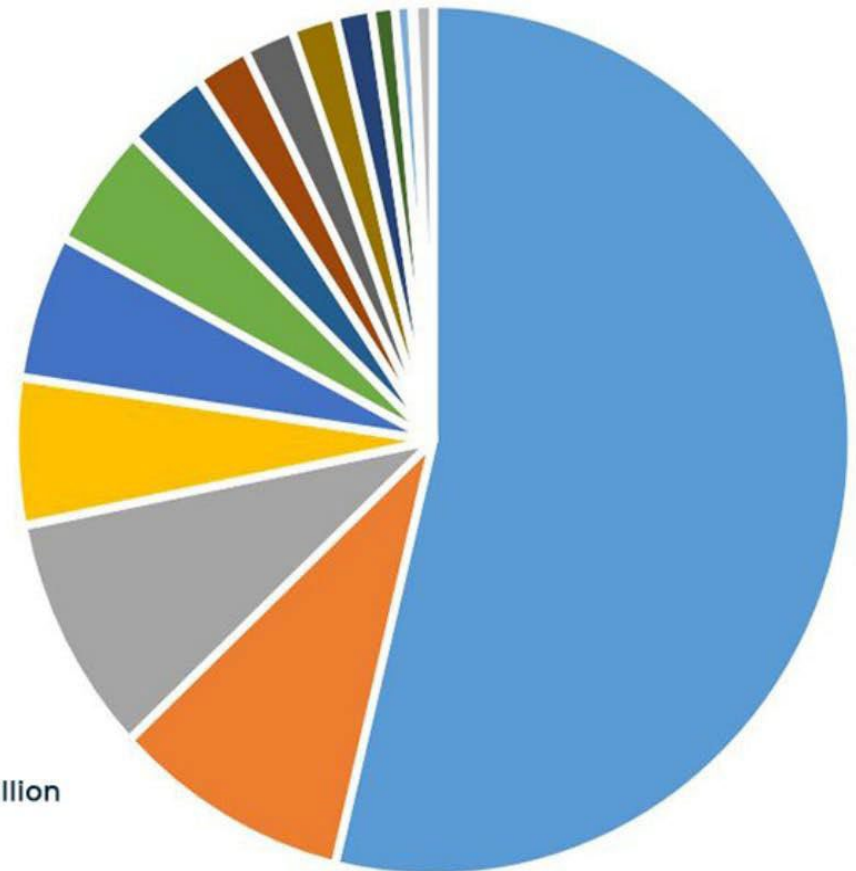
- >375 unique programs at over a dozen federal agencies
- >125 new programs across 9 federal agencies representing 25% of spending
- >90 of investments will be delivered by non-federal partners
- ~60% flowing through formula grants
- ~38% of funding contains provisions for expanded federal cost sharing arrangements – particularly for rural and disadvantaged communities

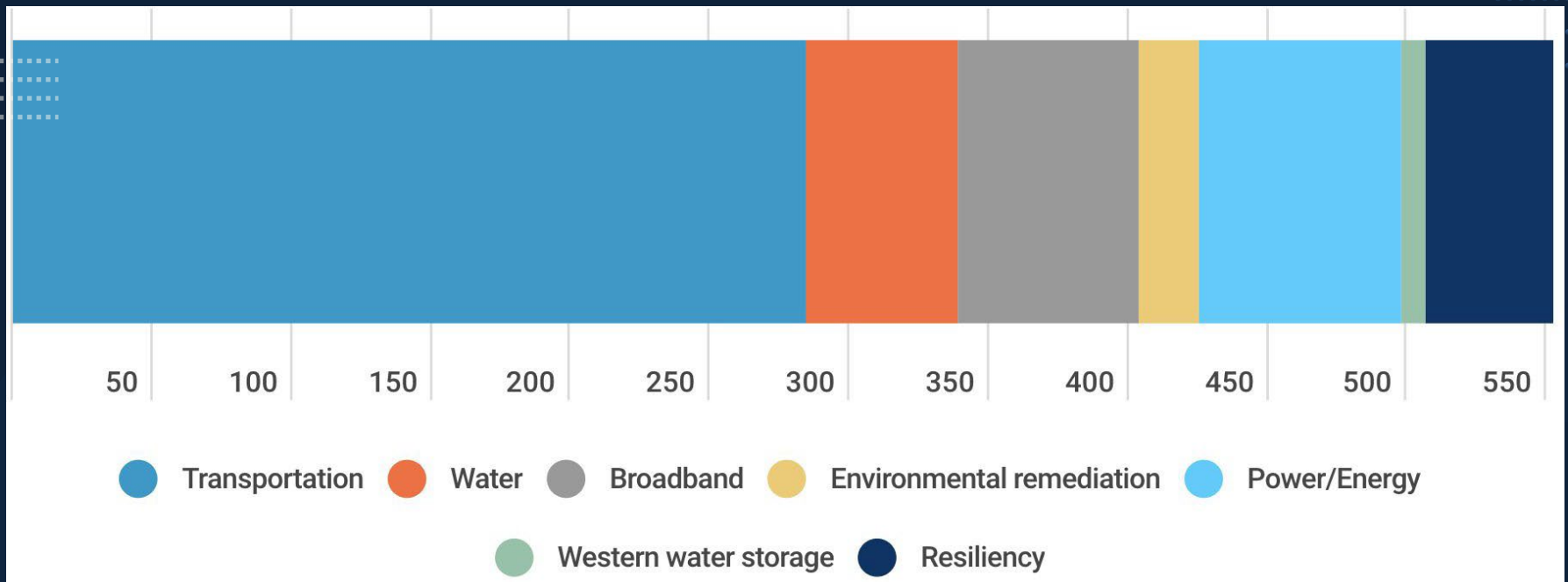
- Source: U.S. Dept. of Transportation

IIJA - Overall Funding Breakdown

\$1.2 trillion

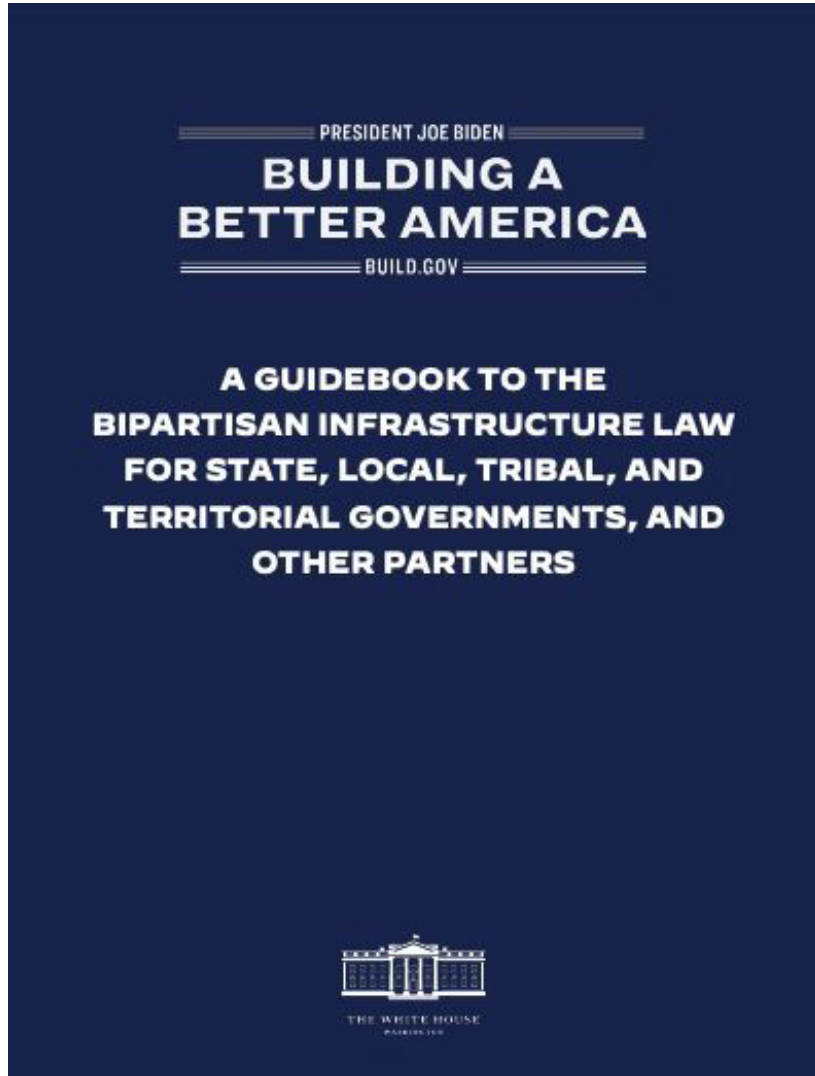
Source: Government Finance Officers Association





IIJA New Funding Breakdown - \$550 billion

BIL/IIJA-Guidebook



National Governors Association IIJA Resources

- [IIJA Implementation Resources and Tracker](#)
- [Rural Cost Share Analysis Tool \(Excel download\)](#)
- [Bipartisan Infrastructure Law Rural Playbook](#)

These website contains links and resources related to all IIJA funding sourced, including a spreadsheet of all known formula and competitive grant programs in the IIJA.

BUILDING A BETTER AMERICA



State allocations (contains state competitive pass-through grants)

State Fact Sheet	Roads, bridges, public transit, ports and airports.	Clean water	Affordable high-speed internet
Massachusetts	\$3.1 billion	\$190 million	248,000 households
Maine	\$822.9 million	\$69 million	66,000 households
Connecticut	\$2.2 billion	\$77 million	130,000 households
New Hampshire	\$599.8 million	\$73 million	28,000 households
Vermont	\$704.8 million	\$63 million	17,000 households
Rhode Island	\$885.3 million	\$66 million	51,000 households

Excluding project specific funding

Funding Available to a Range of Recipients

Program Examples	State	MPO	Local	Tribe	PA*	Territory	FLMA*
Apportioned programs (formula)	✓						
Bridge Program (formula)	✓			✓			
National Electric Vehicle Formula Program	✓		✓				
Safe Streets and Roads for All program		✓	✓	✓			
PROTECT Grants (discretionary)	✓	✓	✓	✓	✓		✓
Charging and Fueling Infrastructure Program	✓	✓	✓	✓	✓	✓	
Congestion Relief Program	✓	✓	✓				
Bridge Investment Program (discretionary)	✓	✓	✓	✓	✓		✓
Reconnecting Communities Pilot Program	✓	✓	✓	✓			
Rural Surface Transportation Grants	✓		✓	✓			
INFRA	✓	✓	✓	✓	✓		✓
Nat'l Infra. Project Assistance	✓	✓	✓	✓	✓		
Local and Regional Project Assistance	✓	✓	✓	✓	✓	✓	

Note: This table does not include all BIL programs or eligible entities, and there are additional nuances not represented in this table. Additional programmatic information is provided in later slides. FHWA will administer most, but not all, programs listed.

* "PA" means a special purpose district or public authority with a transportation function; FLMA means Federal Land Management Agency

Broadband	<ul style="list-style-type: none"> • Separate from the \$400 million under ARPA • Many of these programs will be provided as grant funds to local jurisdictions • Programs are managed by the Office of Statewide Broadband
Clean Water and Drinking Water State Revolving Funds	<ul style="list-style-type: none"> • Both existing programs will receive additional funding plus expanded eligibility criteria to prioritize targeting disadvantaged communities • States have authority to waive repayment on new funding or forgive some or all of loans' principal for disadvantaged communities • Programs are managed by the DES (Department of the Environment)
State and Local Cybersecurity Grant Program	<ul style="list-style-type: none"> • Provides funding to eligible entities to address cybersecurity risks and cybersecurity threats to information systems owned or operated by, or on behalf of, state, local, or tribal governments. • Funds under this program will be made available to local governments • These funds will be administered by the State

State-administered programs that impact municipalities

<p>New Program: National Culvert Removal, Replacement, & Restoration Grant</p>	<ul style="list-style-type: none"> • Competitive grants made available to replace, remove, and/or repair culverts or weirs and improve or restore passage for anadromous fish (i.e., fish that migrate from saltwater to freshwater to spawn) • \$1 billion available in grants and administered by the Department of Transportation
<p>Existing Program: Broadband Reconnect Program</p>	<ul style="list-style-type: none"> • Offers loans, grants, and loan-grant combinations to build infrastructure and install equipment that provide broadband service in eligible rural areas. • \$2 billion available for States or Local governments and administered by the Department of Agriculture
<p>New Program: Energy Improvement in Rural or Remote Areas</p>	<ul style="list-style-type: none"> • Competitive grants to improve resilience, safety, reliability of energy; and environmental protection from adverse impacts of energy generation in rural or remote areas around the country • \$1 billion available in grants and administered by the Department of Energy

Programs available directly to municipalities

[Rebuilding American Infrastructure Sustainably and Equitably \(RAISE\) Grants](#)

- provides \$7.5 billion with an additional \$7.5 billion subject to Congressional approval in funding for road, rail, transit, and other surface transportation of local and/ or regional significance. Selection criteria safety, sustainability, equity, economic competitiveness, mobility, and community connectivity.

[Bus & Bus Facilities Competitive Grants](#) –

- This existing \$2 billion program at the Department of Transportation provides capital funding to replace, rehabilitate, purchase, or lease buses and bus related equipment and to rehabilitate, purchase, construct, or lease bus-related facilities – as well as capital funding for low or no emissions bus projects.

[Infrastructure for Rebuilding America \(INFRA\) Grants](#) –

- This Department of Transportation program supports highway and rail projects of regional and economic significance. **Learn more about how to apply [here](#).**

Safe Streets and Roads for All

- This new \$5 billion competitive grant program at the Department of Transportation will provide funding directly to and exclusively for local governments to support their efforts to advance “vision zero” plans and other complete street improvements to reduce crashes and fatalities, especially for cyclists and pedestrians.

Charging and Fueling Infrastructure Grants –

- In addition to the \$5 billion formula program distributed to states, this \$2.5 billion discretionary grant program to fund the strategic deployment of publicly accessible electric vehicle charging infrastructure, as well as hydrogen, propane, and natural gas fueling infrastructure,

Rural Surface Transportation Grant -

- This new \$2 billion competitive grant program at the Department of Transportation will improve and expand surface transportation infrastructure in rural areas, increasing connectivity, improving safety and reliability of the movement of people and freight, and generate regional economic growth. This amount includes specific set asides for small projects (\$200 million), rural roadway lane departure improvements (\$300 million), and the Appalachian Development Highway System (\$500 million).



Other Federally Supported Grant Programs

The Highway Safety Improvement Program (HSIP) supports projects that improve the safety of road infrastructure to reduce traffic fatalities and serious injuries.

The Congestion Mitigation and Air Quality Improvement Program (CMAQ) supports projects and programs that reduce emissions of transportation-related pollutants, particularly emissions resulting from traffic congestion.

The Transportation Alternatives Program (TAP) is a set aside of Surface Transportation Block Grant funding that supports non-motorized transportation needs.

Using ARPA to Leverage Infrastructure Funding

Non-federal match for IIJA programs

- Many IIJA programs require a local match – generally, anywhere from 10-20% of the total award
- Under revenue loss, CLFRF can be used as the local match
- Outside of revenue loss, CLFRF can be used as the local match for certain broadband and Bureau of Reclamation programs

Building internal capacity for new or expanded programs

- CLFRF can be used to hire additional staff, including grants and program staff
- Under revenue loss, CLFRF can be used to fund application and pre-project costs. If the application is successful, these funds could be reimbursable

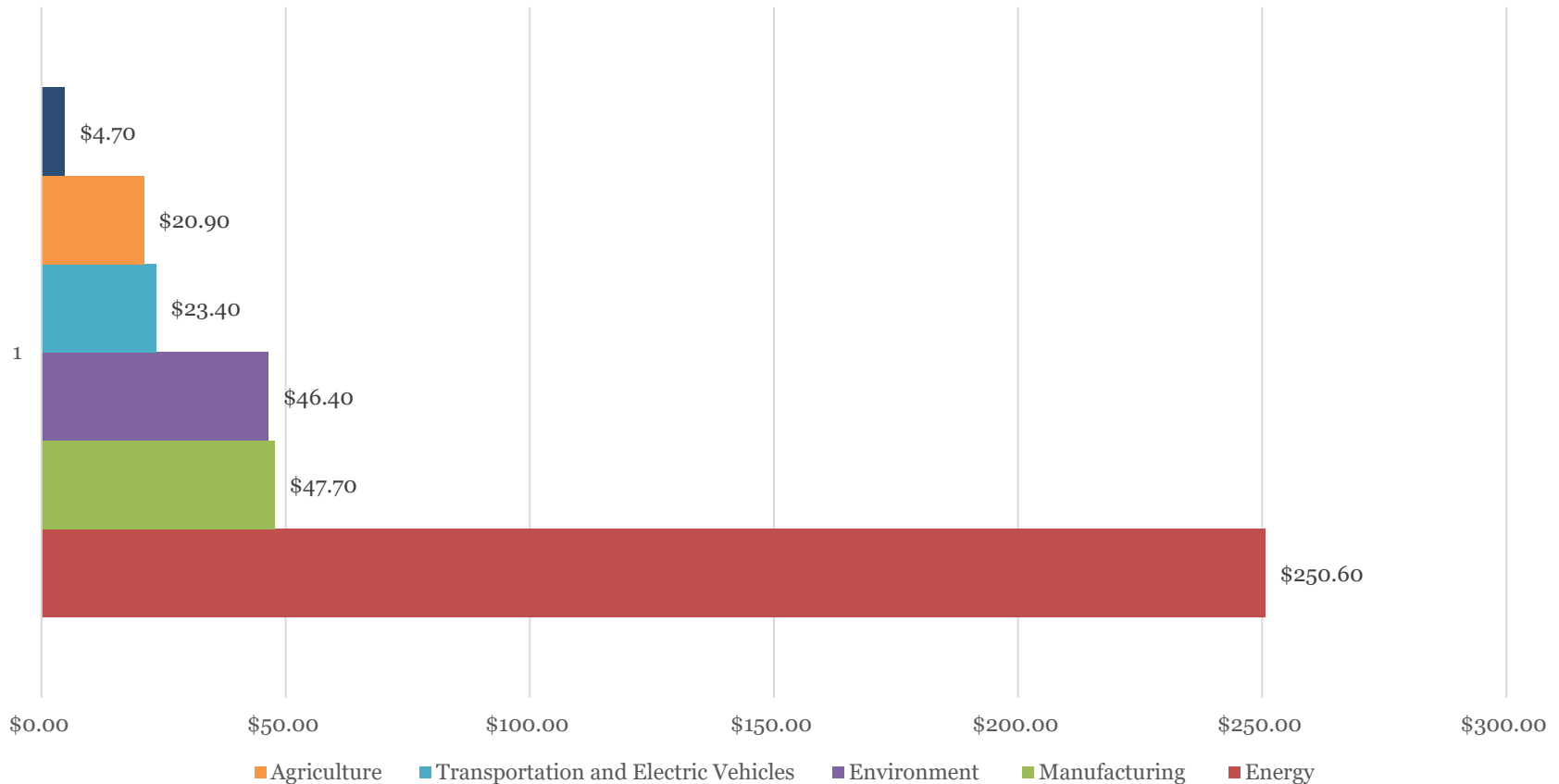
Supporting community capacity for new or expanded programs

- Use CLFRF to provide nonprofits with financial assistance geared towards building community capacity to support IIJA goals. Take advantage of flexibility to classify nonprofits as beneficiaries under CLFRF to simplify delivery of funds
- Engage stakeholders in a joint planning process to assess and prioritize community needs and develop a strategic allocation methodology for pursuing CLFRF and IIJA funding opportunities

IRA - The Inflation Reduction Act

\$300+ billion in deficit reduction,
\$369 billion in climate and energy-related programs, and
\$64 billion in extending the expansion of *Affordable Care Act* premium subsidies.

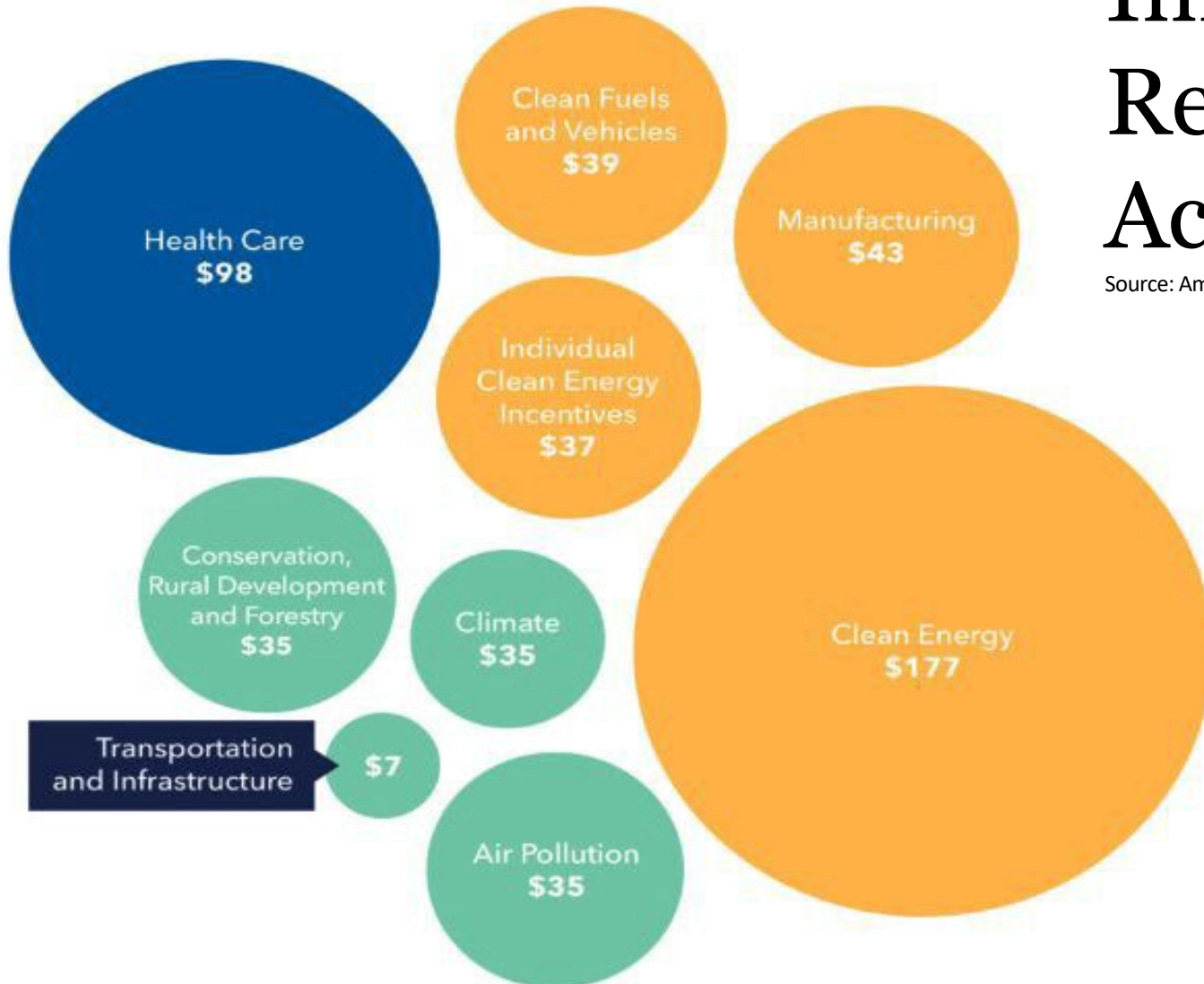
IRA Funding Breakdown



Spending and Tax Cuts

Figures in billions over 10 years from 2022-2031

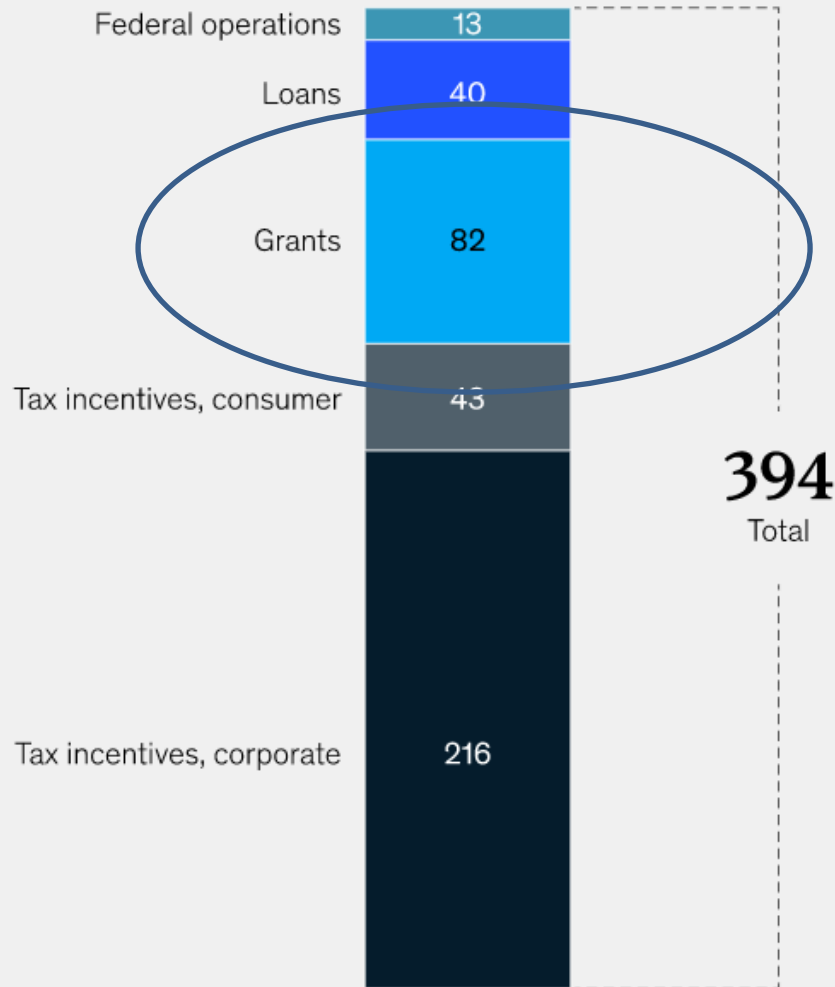
● Health Care ● Energy ● Climate



Inflation Reduction Act

Source: American Association of Counties

Energy and climate change funding in the Inflation Reduction Act, \$ billion

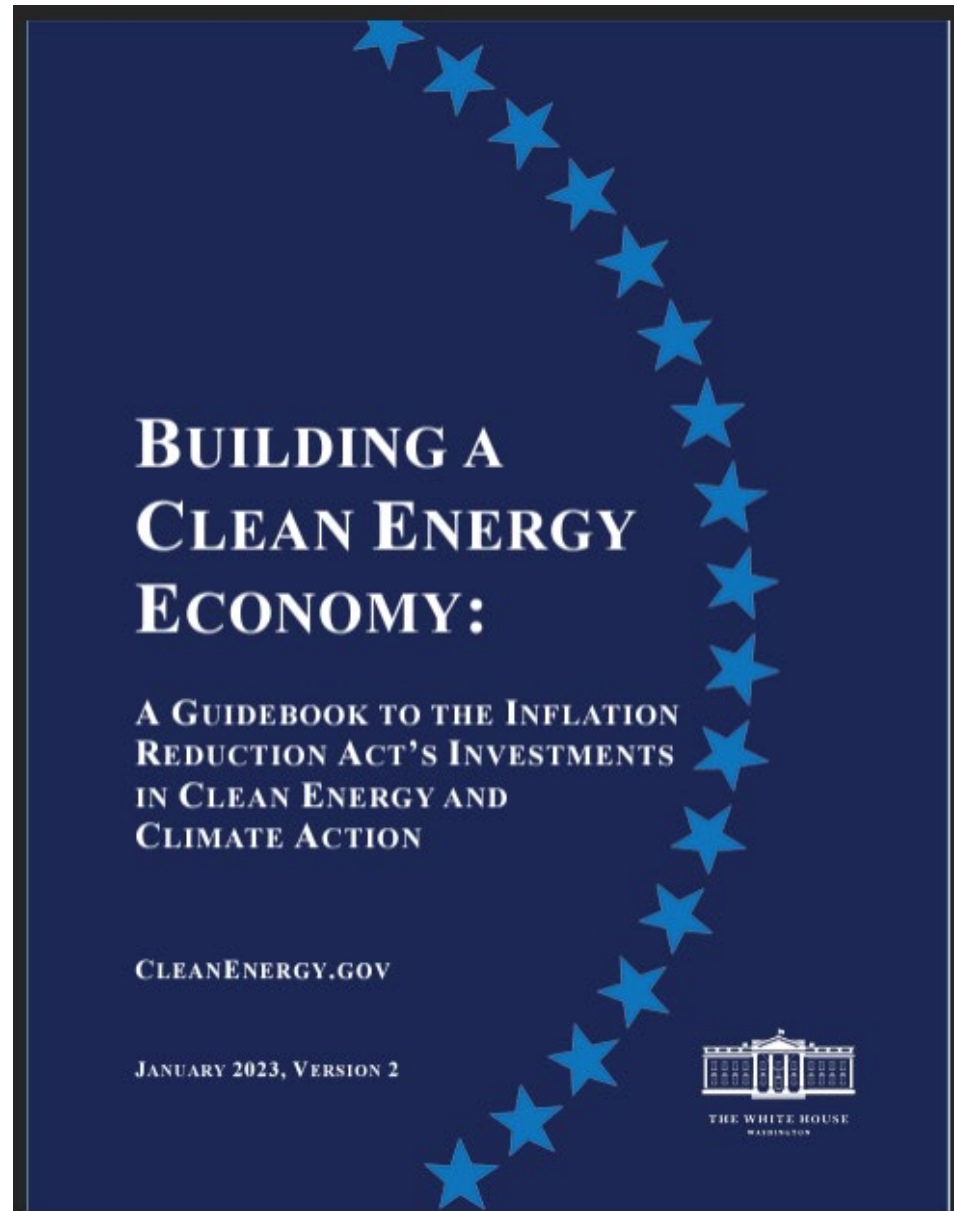


Note: This exhibit reflects analysis of the appropriation figures contained in the Inflation Reduction Act, as well as those reported by the Congressional Budget Office and Joint Committee on Taxation. This analysis may differ from other analyses due to differences in methodology.
Source: Inflation Reduction Act of 2022, H.R. 5376, 117th Cong. (2021–22)

IRA- Guidebook

Spreadsheet of Funding Opportunities

- Along with the guidebook, the White House also released a [downloadable, searchable spreadsheet](#) to navigate the various funding opportunities.



Funding for Local & Tribal Gov't

✘ **ESTABLISHES A GREENHOUSE GAS REDUCTION FUND**

\$27 BILLION IN FY 2022

The IRA establishes a Greenhouse Gas Reduction Fund at EPA that provides grants to state and local governments and acts similarly to a national green bank, which encourages the leveraging of public dollars with private financing.

✘ **ESTABLISHES AN ENVIRONMENTAL JUSTICE BLOCK GRANT**

\$3 BILLION IN FY 2022

The IRA establishes a \$3 billion Environmental Justice Block Grant at EPA. Grants will be awarded for a period of three years to carry out projects that benefit disadvantaged communities, including:

✘ **CREATES A NEW CLIMATE POLLUTION REDUCTION GRANT PROGRAM**

\$5 BILLION IN FY 2022

The IRA establishes a \$5 billion Climate Pollution Reduction Grant Program at EPA, which will award funding to state and local governments and other eligible entities, for greenhouse gas air pollution planning and implementation activities.

✘ **ESTABLISHES A METHANE EMISSIONS REDUCTION PROGRAM**

\$1.55 BILLION IN FY 2022

Funding for Local & Tribal Gov't

- + Appropriates Funding for Building Energy Code Adoption

\$1 BILLION IN FY 2022

- + Provides Funding for Energy and Water Efficiency in Affordable Housing

\$1 BILLION IN FY 2022

- + Creates New Clean Heavy-Duty Vehicle Program

\$1 BILLION IN FY2022

- + Creates New Program for Disadvantaged and Underserved Communities at FHWA

\$3.2 BILLION IN FY 2022

- + Provides Funding to Address Air Pollution

\$280.5 MILLION IN FY 2022

- + Provides Funding to Address Air Pollution at Schools

\$50 MILLION IN FY 2022

- + Establishes a Low Emissions Electricity Program

\$87 MILLION IN FY 2022

Source: National Association of
Counties Legislative Analysis IRA

Program Name	Agency Name	Funding Amount
Power Marketing Administration Transmission Borrowing Authority	Department of Energy	\$10,000,000,000
Regional Clean Hydrogen Hubs	Department of Energy	\$8,000,000,000
Civil Nuclear Credit Program	Department of Energy	\$6,000,000,000
Program Upgrading Our Electric Grid and Ensuring Reliability and Resiliency	Department of Energy	\$5,000,000,000
Preventing Outages and Enhancing the Resiliency of the Electric Grid / Hazard Hardening	Department of Energy	\$5,000,000,000
Four Regional Clean Direct Air Capture Hubs	Department of Energy	\$3,500,000,000
Weatherization Assistance Program	Department of Energy	\$3,500,000,000
Battery Materials Processing Grants	Department of Energy	\$3,000,000,000
Battery Manufacturing and Recycling Grants	Department of Energy	\$3,000,000,000
Smart Grid Investment Matching Grant Program	Department of Energy	\$3,000,000,000
Carbon Capture Demonstration Projects Program	Department of Energy	\$2,537,000,000
Transmission Facilitation Program	Department of Energy	\$2,500,000,000
Carbon Storage Validation and Testing	Department of Energy	\$2,500,000,000
Advanced Reactor Demonstration Program	Department of Energy	\$2,477,000,000
Carbon Dioxide Transportation Infrastructure Finance and Innovation Program	Department of Energy	\$2,100,000,000
Energy Improvement in Rural or Remote Areas	Department of Energy	\$1,000,000,000
Clean Hydrogen Electrolysis Program	Department of Energy	\$1,000,000,000
Carbon Capture Large-Scale Pilot Programs	Department of Energy	\$937,000,000
Advanced Energy Manufacturing and Recycling Grants	Department of Energy	\$750,000,000
Critical Material Innovation, Efficiency, And Alternatives	Department of Energy	\$600,000,000
Rehabilitation of High Hazard Potential Dams	Department of Homeland Security	\$585,000,000
Maintaining and Enhancing Hydroelectricity Incentives	Department of Energy	\$553,600,000
Energy Efficiency and Conservation Block Grant Program	Department of Energy	\$550,000,000
Purchase of Power and Transmission Services	Department of Energy	\$500,000,000
State Energy Program	Department of Energy	\$500,000,000
Clean Hydrogen Manufacturing Recycling Research, Development, and Demonstration Program	Department of Energy	\$500,000,000
Industrial Emission Demonstration Projects	Department of Energy	\$500,000,000
Grants for Energy Efficiency and Renewable Energy Improvements at Public School Facilities	Department of Energy	\$500,000,000
Industrial Research and Assessment Center Implementation Grants	Department of Energy	\$400,000,000
Energy Storage Demonstration and Pilot Grant Program	Department of Energy	\$355,000,000
Earth Mapping Resources Initiative	Department of the Interior	\$320,000,000
Carbon Utilization Program	Department of Energy	\$310,140,781
Assisting Federal Facilities with Energy Conservation Technologies Grant Program	Department of Energy	\$250,000,000
Energy Efficiency Revolving Loan Fund Capitalization Grant Program	Department of Energy	\$250,000,000
Cost-effective Codes Implementation for Efficiency and Resilience	Department of Energy	\$225,000,000
National Dam Safety Program	Department of Homeland Security	\$215,000,000

Energy and Minerals Research Facility	Department of the Interior	\$167,000,000
Industrial Research and Assessment Centers	Department of Energy	\$150,000,000
Long-Duration Energy Storage Demonstration Initiative and Joint Program	Department of Energy	\$150,000,000
Rare Earth Elements Demonstration Facility	Department of Energy	\$140,000,000
Rare Earth Security Activities	Department of Energy	\$127,000,000
Battery and Critical Mineral Recycling	Department of Energy	\$125,000,000
Hydroelectric Production Incentives	Department of Energy	\$125,000,000
Watershed Rehabilitation Program	Department of Agriculture	\$118,000,000
Front-End Engineering and Design Program Out Activities Under Carbon Capture Tech Program 962 Of EPA (Sec 40303)	Department of Energy	\$100,000,000
Commercial Direct Air Capture Technology Prize Competition	Department of Energy	\$100,000,000
Enhanced Geothermal Systems and Pilot Demonstrations	Department of Energy	\$84,000,000
Section 243 Hydroelectric Efficiency Improvement Incentives (Sec 40332)	Department of Energy	\$75,000,000
Critical Material Supply Chain Research Facility	Department of Energy	\$75,000,000
Marine Energy Research, Development, and Demonstration	Department of Energy	\$70,400,000
Wind Energy Technology Program	Department of Energy	\$60,000,000
Energy Efficiency Materials Pilot Program	Department of Energy	\$50,000,000
Energy Auditor Training Grant Program	Department of Energy	\$40,000,000
Solar Energy Research and Development	Department of Energy	\$40,000,000
Wind Energy Tech Recycling Research & Development	Department of Energy	\$40,000,000
National Marine Energy Centers	Department of Energy	\$40,000,000
Hydropower Research, Development, and Demonstration	Department of Energy	\$36,000,000
Solar Recycling Research & Development	Department of Energy	\$20,000,000
New Solar Research & Development	Department of Energy	\$20,000,000
Pre-Commercial Direct Air Capture Prize Competitions	Department of Energy	\$15,000,000
Pumped Storage Hydropower Wind and Solar Integration and System Reliability Initiative	Department of Energy	\$10,000,000
Extended Product System Rebates	Department of Energy	\$10,000,000
Energy Efficient Transformer Rebates	Department of Energy	\$10,000,000
Lithium-Ion Recycling Prize	Department of Energy	\$10,000,000
Career Skills Training	Department of Energy	\$10,000,000
Building, Training, And Assessment Centers	Department of Energy	\$10,000,000
Capital Improvement and Maintenance for Dams	Department of Agriculture	\$10,000,000
TOTAL - CLEAN ENERGY AND POWER		\$74,952,140,781

Clean Energy and Power - \$74,952,140,781

Program Name	Agency Name	Funding Amount						
Promoting Resilient Operations for Transformative, Efficient, and Cost-Saving Transportation (PROTECT) - Formula	Department of Transportation	\$7,299,999,998	ent And Maintenance - Legacy Road And Program	Department of Agriculture	\$250,000,000	ence	Department of Agriculture	\$50,000,000
Flood Mitigation Assistance Grants (National Flood Insurance Act Sec 1366)	Department of Homeland Security	\$3,500,000,000	rior Wildfire Management - Preparedness	Department of Agriculture	\$250,000,000	ence	Department of Energy	\$50,000,000
Coastal Storm Risk Management, Hurricane, And Storm Damage Reduction Projects	Department of Defense – Army Corps of Engineers	\$2,550,000,000	als and Emergency Preparedness Grants	Department of the Interior	\$245,000,000		Department of Energy	\$50,000,000
Inland Flood Risk Management Projects	Department of Defense – Army Corps of Engineers	\$2,500,000,000	agement	Department of Transportation	\$234,125,000		Department of the Interior	\$50,000,000
Aquatic Ecosystem Restoration Projects	Department of Defense – Army Corps of Engineers	\$1,900,000,000	vironmental Infrastructure Assistance	Department of Commerce	\$207,000,000		Department of the Interior	\$50,000,000
Promoting Resilient Operations for Transformative, Efficient, and Cost-Saving Transportation (PROTECT) - Discretionary	Department of Defense – Army Corps of Engineers	\$1,400,000,000	assage	Department of Defense – Army Corps of Engineers	\$200,000,000	eral Lands	Department of the Interior	\$50,000,000
Promoting Resilient Operations for Transformative, Efficient, and Cost-Saving Transportation (PROTECT) - Discretionary	Department of Defense – Army Corps of Engineers	\$1,400,000,000	andscape Restoration Partnership Program	Department of the Interior	\$200,000,000	t Were	Department of Defense – Army Corps of Engineers	\$45,000,000
Building Resilient Infrastructure and Communities (Robert T Stafford Act Section 203(i))	Department of Transportation	\$1,400,000,000	ath Basin	Department of Agriculture	\$180,000,000	ites	Department of Defense – Army Corps of Engineers	\$45,000,000
Community Wildfire Defense Grant Program For At-Risk Communities	Department of Homeland Security	\$1,000,000,000	m	Department of the Interior	\$162,000,000		Department of the Interior	\$45,000,000
State and Local Cybersecurity Grant Program	Department of Homeland Security	\$1,000,000,000	ts Via States And Tribes	Department of Defense – Army Corps of Engineers	\$160,000,000		Department of Homeland Security	\$38,800,000
Wildfire Management - Fuels Management	Department of Agriculture	\$1,000,000,000	Restoration Contracts	Department of Agriculture	\$150,000,000		Department of Homeland Security	\$35,000,000
Reforestation Trust Fund (Replant Act)	Department of Homeland Security	\$1,000,000,000	ilience - Community Relocation	Department of the Interior	\$130,000,000		Department of Defense – Army Corps of Engineers	\$30,000,000
Hazardous Fuels Management	Department of the Interior	\$878,000,000	l Observing Systems	Department of Commerce	\$100,000,000	f 2020	Department of Defense – Army Corps of Engineers	\$30,000,000
Hazard Mitigation Revolving Loan Funds/Safeguarding Tomorrow through Ongoing Risk Mitigation (STORM) Act (Robert T Stafford Act, Sec 205)	Department of Agriculture	\$528,000,000	ad Recovery Fund	Department of Homeland Security	\$100,000,000	Units Of se - 911	Department of Agriculture	\$30,000,000
Watershed And Flood Prevention Operations	Department of Homeland Security	\$514,000,000	ects To Improve Watershed Health	Department of the Interior	\$100,000,000	t	Department of the Interior	\$26,000,000
National Oceans and Coastal Security Fund	Department of Homeland Security	\$500,000,000	ation For Biochar And Innovative Wood	Department of Agriculture	\$100,000,000	ation	Department of the Interior	\$23,668,000
Flood and Inundation Mapping and Forecasting, Water Modeling, and Precipitation Studies	Department of Agriculture	\$500,000,000	st Landscape Restoration Program	Department of Agriculture	\$100,000,000		Department of Agriculture	\$20,000,000
Habitat Restoration	Department of Commerce	\$492,000,000	ion	Department of Agriculture	\$100,000,000		Department of Agriculture	\$20,000,000
Federal Wildland Firefighter Salaries And Expenses	Department of Commerce	\$492,000,000	on Grants	Environmental Protection Agency	\$100,000,000		Department of the Interior	\$17,000,000
Continuing Authorities Program (Under Flood Control Act And River And Harbor Act)	Department of Commerce	\$491,000,000	getation On Federal/Non-Federal Land	Department of Agriculture	\$100,000,000		Department of Homeland Security	\$14,500,000
Hazardous Fuels (Mechanical Thinning And Timber Harvesting; Precommercial Thinning In Young Growth)	Department of Agriculture	\$480,000,000	agement on Federal Lands Program and agement on Cooperative Lands Program	Department of Agriculture	\$100,000,000		Department of Homeland Security	\$13,400,000
Financial Assistance To Facilities That Purchase And Process Byproducts For Ecosystem Restoration Projects	Department of Defense – Army Corps of Engineers	\$465,000,000	ent And Maintenance - Construction And oads For Forest Restoration Projects That isk	Department of Agriculture	\$100,000,000		Department of Homeland Security	\$12,800,000
Grants For States And Tribes For Voluntary Restoration	Department of Agriculture	\$400,000,000	und	Department of the Interior	\$100,000,000		Department of Homeland Security	\$10,000,000
Burned Area Recovery	Department of the Interior	\$400,000,000	nding For Invasives	Department of the Interior	\$100,000,000	ronmental	Department of Agriculture	\$10,000,000
Department of Interior Wildfire Management - Burned Area Rehabilitation	Department of Agriculture	\$325,000,000	ce	Department of Agriculture	\$88,000,000	Program	Department of Agriculture	\$10,000,000
Colorado River Drought Contingency Plan	Department of the Interior	\$325,000,000	ilience - Adaptation Planning	Department of the Interior	\$86,000,000	with	Department of the Interior	\$10,000,000
Emergency Watershed Protection Program	Department of Commerce	\$300,000,000	mputing	Department of Commerce	\$80,000,000		Department of Agriculture	\$8,000,000
Flood Control and Coastal Emergencies	Department of Defense – Army Corps of Engineers	\$300,000,000	ire Finance and Innovation Program	Department of Defense – Army Corps of Engineers	\$75,000,000		Department of Agriculture	\$5,000,000
Cybersecurity for the Energy Sector Research, Development, and Demonstration Program	Department of Agriculture	\$251,000,000	rt to Implement National Seed Strategy	Department of Agriculture	\$70,000,000		Department of Homeland Security	\$4,000,000
Rural And Municipal Utility Advances Cybersecurity Grant And Technical Assistance Program	Department of the Interior	\$251,000,000	nding (Or Other) For National Revegetation	Department of the Interior	\$70,000,000		Department of Homeland Security	\$2,800,000
Aquatic Ecosystem Restoration And Protection Projects	Department of Energy	\$250,000,000	ture Security and Resilience Research	Department of Homeland Security	\$69,806,250		Department of Homeland Security	\$2,800,000
Prescribed Fires	Department of Energy	\$250,000,000	tegy	Department of Agriculture	\$60,000,000	ig At-Risk	Department of Agriculture	\$1,200,000
				Department of Commerce	\$50,000,000		Department of Homeland Security	\$1,000,000
			l Observing Systems	Department of Commerce	\$50,000,000			
				Department of Commerce	\$50,000,000		TOTAL - RESILIENCE	\$37,866,099,248

Resilience - \$37,866,099,248

Upcoming Funding Opportunities

Energy Efficiency
and Conservation
Block Grant
(EECBG)

Charging and
Fueling
Infrastructure –
Corridor and
Community Grants

Strengthening
Mobility and
Revolutionizing
Transportation
(SMART) Grants

Building Resilient
Infrastructure and
Communities (BRIC)
Flood Mitigation
Assistance Grants

Reconnecting
Communities Pilot
Program

Justice40 Initiative (J40)

Goal of delivering 40% of the overall benefits of relevant federal investments to disadvantaged communities.

The full list of Justice40 covered programs is available [here](#).

Requiring all federal investments in climate and clean energy to deliver at least 40% of the benefits to disadvantaged communities that are marginalized, underserved, and overburdened by pollution.

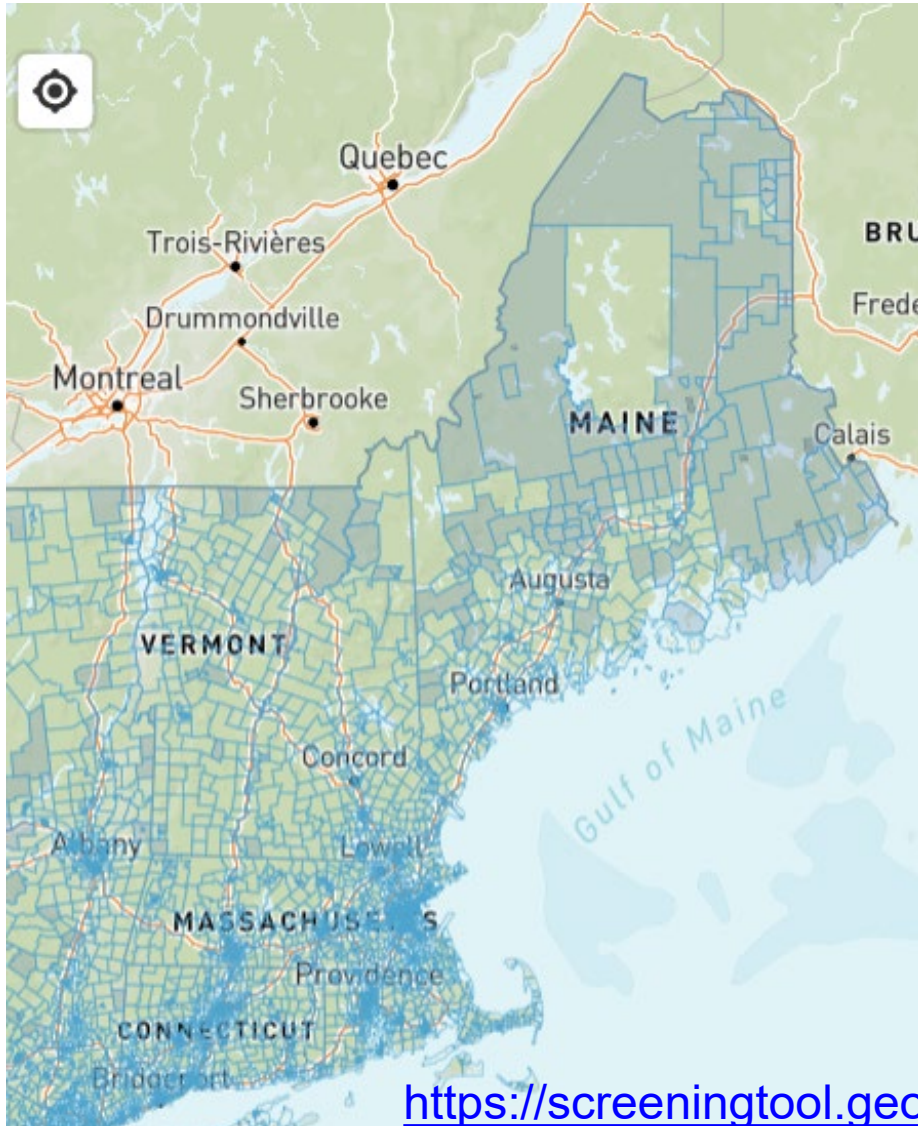
- [Interim implementation guidance](#) applies to climate change, clean energy and energy efficiency, clean transportation, affordable and sustainable housing, remediation and reduction of legacy pollution, critical clean water and wastewater infrastructure, and training and workforce development.

Disadvantaged communities are defined differently at federal, state, and local levels, which may shape how cities, local leaders, and community partners plan and implement projects and programs.

Lawyers for Good Governance [released a guide](#) breaking down these differences across states.

Justice 40 Eligible Census Tracts

climate and economic justice screening tool



- The tool uses census tracts.
- Census tracts are a small unit of geography. They generally have populations of between 1,200 - 8,000 people.
- Communities that are disadvantaged live in tracts that experience burdens are highlighted in dark blue on the map.

Finding Grant Programs

Within the competitive funding category - a variety of funding sources and program types exist.

- <https://www.grants.gov/learn-grants/grant-programs.html>

Federal Grants, Funding & Benefit Programs

- To sort through the federal grant programs, the authoritative source is the [Catalog of Federal Domestic Assistance \(CFDA\)](#). This catalog lists all of the available funding programs to all levels of government, nonprofit organizations, for-profit businesses, and other eligible entities.
- [Search Grants](#) within [Grants.gov](#) allows you to search, filter, and apply for specific opportunities to receive funding from one of these programs.
- National League of Cities (NLC), in partnership with Bloomberg Philanthropies, announced the [Local Infrastructure Hub: Support for U.S. Cities and Towns to Put Federal Funding to Work for Residents!](#)



National League of Cities Search Tool

Infrastructure Insights Dashboard

Available Programs

380

Problem Solved

All

Program Description

Search

City Eligibility

All

Click here to follow link

Reset Filters

Problem Solved	Program Name	Bureau Name	Funding Amount	Program Description	Eligible Uses	Recipients	Funding Mechanism	City Eligibility
Roads, Bridges and Major Projects	Advanced Transportation Technologies & Innovative Mobility Deployment	Federal Highway Administration	\$900,000,000	The Advanced Transportation Technologies & Innovative Mobility Deployment program will make competitive grants to deploy, install, and operate advanced transportation technologies.	Grants should improve safety, mobility, efficiency, system performance, intermodal connectivity, and infrastructure return on investment	State or local government, a transit agency, metropolitan planning organization, or a multi-jurisdictional group or a consortia of research institutions or academic institutions. The term "multi-jurisdictional group" means any combination of State governments, local governments, metropolitan planning agencies, or transit agencies that has signed a written agreement to implement the advanced transportation technologies deployment initiative across jurisdictional boundaries.	Competitive Grants, Cooperative Agreements, other contracts	Yes
Airports	Airport Infrastructure Grants	Federal Aviation Administration	\$15,000,000,000	The funds are allocated in the 3 buckets: Primary Allocation, Non-Primary Allocation, Contract Towers	Project eligibility tracks Passenger Facility Charge eligibility. With the exception of Debt Service. Bipartisan Infrastructure Law specifically states the funds cannot be used for Debt Service.	Public agency, Private entity, state and Tribal Government owning a public use National Plan of Integrated Airport Systems airport. Airports eligible for Airport Infrastructure Grants include Primary airports, certain cargo airports, and most general aviation/commercial service airports that are not primary airports but in the National Plan of Integrated Airport Systems. This amounts to approximately 3,100 airports.	Grant	Yes
Transportation	All Stations Accessibility Program	Federal Transit Administration	\$1,750,000,000	Provides capital funding to upgrade the accessibility of legacy rail fixed guideway public transportation systems for people with disabilities, including those who use wheelchairs.	Capital funding for purposes described above.	States and local government authorities.	Grant	Yes
Regional	Appalachian Area Development: Allocations to ARC States	Appalachian Regional Commission	\$100,000,000	Program will provide Area Base Development Program grant allocations to ARC's States for activities that help bring the 13-state Appalachian Region into economic parity with the Nation. Each state will operate its own competitive application process. The ARC states are Alabama, Georgia, Kentucky, Maryland, Mississippi, New York, North Carolina, Ohio, Pennsylvania, South Carolina, Tennessee, Virginia, and West Virginia.	Eligible uses will support the Appalachian Regional Commission goals of Building Appalachian Businesses; Building Appalachia's Workforce Ecosystem; Building Appalachia's Infrastructure; Building Regional Culture and Tourism; and Building Community Leaders and Capacity.	States and local governments, Non-Profits both with and without 501c3 status	Grant, Cooperative Agreement	Yes

<https://www.nlc.org/resource/infrastructure-bill-insights>

Resources for Federal Grant Information

To sort through the federal grant programs, the authoritative source is the **Catalog of Federal Domestic Assistance (CFDA)**. This catalog lists all of the available funding programs to all levels of government, nonprofit organizations, for-profit businesses, and other eligible entities.

Search Grants within **Grants.gov** allows you to search, filter, and apply for specific opportunities to receive funding from one of these programs.

National League of Cities (NLC), in partnership with Bloomberg Philanthropies, announced the **Local Infrastructure Hub: Support for U.S. Cities and Towns to Put Federal Funding to Work for Residents!**

sam.gov -The System for Award Management hosted by the General Services Administration contains detailed Assistance Listings of grant and other assistance programs; discussions of eligibility criteria, application procedures, and estimated obligations; and related information..



USASpending.gov - Current and updated grant receipt information by State and local governments and other non-Federal entities including contract and loan information

bea.gov/national - The Bureau of Economic Analysis provides data on the National income and product accounts, a broad statistical concept encompassing the entire economy including data on Federal grants to State and local governments.

The Federal Audit Clearinghouse maintains an online database and provides public access to audit reports conducted under OMB guidance located at 2 CFR part 200, Uniform Administrative Requirements, Cost Principles, and Audit Requirements for Federal Awards. Information is available for each audited entity, including the amount of Federal money expended by program and whether there were audit findings.

Information on grants and awards can be found through individual Federal Agencies' websites:

- USDA Current Research Information System, <https://cris.nifa.usda.gov/>
- Department of Defense Medical Research Programs, <https://cdmrp.army.mil/search.aspx>
- Department of Education, Institute of Education Sciences, Funded Research Grants and Contracts, <https://www2.ed.gov/fund/grants-apply.html>
- HHS Grants, <https://www.hhs.gov/grants/grants/index.html>
- HHS Tracking Accountability in Government Grants System, <https://taggs.hhs.gov/AdvancedSearch.cfm>
- National Institutes of Health Grants and Funding, <https://grants.nih.gov/funding/index.htm>
- HUD Grants, https://www.hud.gov/program_off%20ices/spm/gmomgmt/grantsinfo
- DOJ Grants, <https://www.justice.gov/grants>
- DOL Employment and Training Administration, Grants Awarded, https://www.doleta.gov/grants/grants_awarded.cfm
- Department of Transportation Grants, <https://www.transportation.gov/grants>
- EPA Grants, <https://www.epa.gov/grants>
- National Science Foundation Awards, <https://www.nsf.gov/awardsearch/>
- Small Business Innovation Research and Small Business Technology Transfer Awards, <https://www.sbir.gov/sbirsearch/award/all>

	A	B	C
1	City and County EECBG Grant Calculator		
2	Direct Formula EECBG Funding Allocation Estimates for Local Governments		
3	 		
8	User Selection		
9	County or City:	City	
10	State:	Michigan	
11	City:	Pontiac city, Michigan	
12	Results		
13	Eligible for Local Government Alternative 1 formula allocation?	Yes	
14	Eligible for Local Government Alternative 2 formula allocation?	Yes	
15	FY22 Total Estimated EECBG Funding Allocation	\$137,077	
16	Notes		
17	These estimates are modeled on the formulas in Appendix 1 and 2 of the EECBG formula grant notice of availability. All data is from 2020, except for population estimates for cities that cross county boundaries (2010). As a result, allocation estimates for counties with cities that are partially located within the county boundaries may be inaccurate if population in those cities has changed substantially from 2010 to 2020.		
18	If the selected city or county is not allocated funding, this means they did not meet the population eligibility criteria for EECBG formula grants. For counties, all population figures are adjusted to reflect only the balance of their population excluding the populations of any eligible entities therein.		
19	<i>NOTE: The current list of municipalities listed under the 'City' category is being finalized. The calculator will be updated with a full representation of townships and other units of government after integrating alternative datasets needed for calculations. Once complete, we will provide a note on the landing webpage for the calculator download that this process is complete. In the meantime, the tool remains accurate for the majority</i>		
20			

<https://cityrenewables.org/resources/city-and-county-eecbg-grant-calculator-direct-formula-eecbg-funding-allocation-estimates-for-local-governments/>

Federal Funding Opportunities for Local Decarbonization

<https://cityrenewables.org/ffold>



Guidance ▾ Tools & Resources ▾ City Actions ▾ About 🔍

FUNDING GUIDANCE

Federal Funding Opportunities for Local Decarbonization

Navigating federal funding for local climate action and making strategic decisions on how to best pursue opportunities can be overwhelming and challenging. This tool helps local governments prioritize and leverage existing federal funding to advance system-wide energy transition goals—from block grants and technical assistance to competitive grants and loans. Use the filters below to filter available funding sources automatically and focus on the funding sources relevant to your project, goals, and community.

[Download All Funding Opportunities \(Excel\)](#)

DECARBONIZATION SECTOR

PROJECT TYPE

PROJECT PHASES

FUNDING TYPE

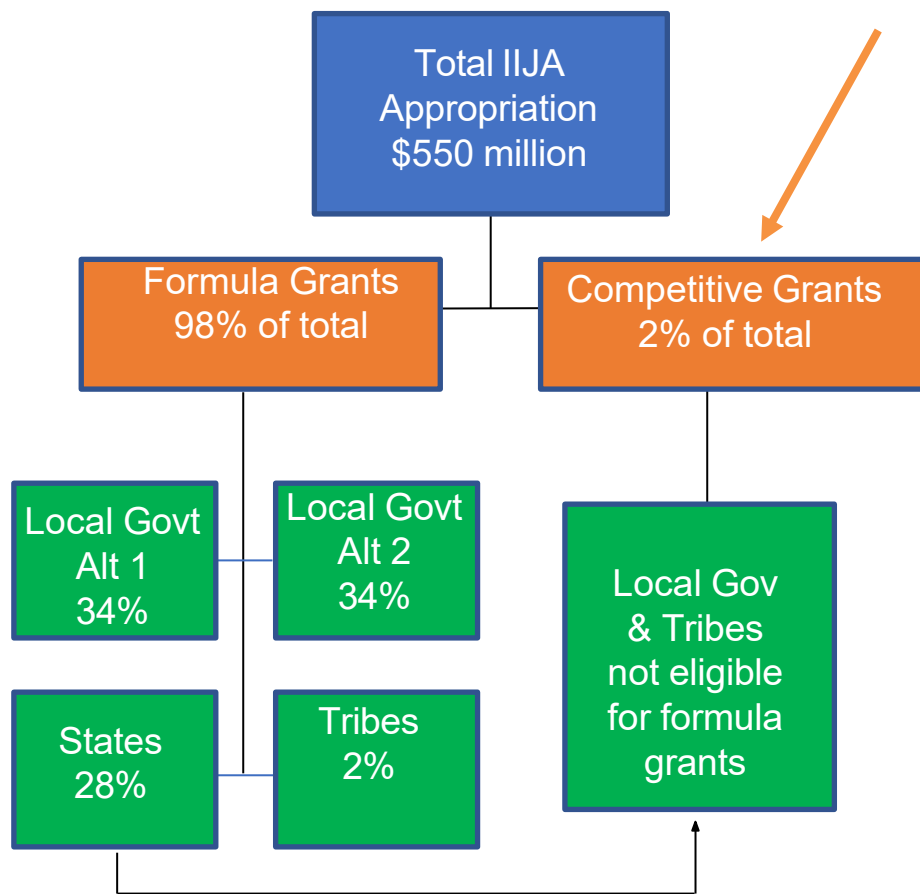
APPLICANT TYPE

A look back – Grant Opportunities

Opening Date	NOFO	Agency	Funding	Closing Date
Closing soon	Enabling Middle Mile Infrastructure (broadband)	NTIA	\$1 billion	9/30/2022
Closing soon	Brownfield Grants	EPA	\$1.2 billion	11/22/2022
Closing soon	Coastal Habitat Restoration Grants for Underserved Communities	NOAA	\$10 million	10/5/2022
Closing soon	Rural ReConnect Program (broadband)	USDA	\$1.15 billion	11/2/2022
September	National Culvert Removal Program	DOT	\$1 billion	TBA
CLOSED	Local and Regional Project Assistance Grants (RAISE)	DOT	\$2.25 billion in 2022	4/4/2022
CLOSED	Rural Surface Transportation Grant Program	DOT	\$1 billion	5/23/2022
CLOSED	INFRA and Mega Grants	DOT	\$7.2 and \$5 billion	5/23/2022
CLOSED	Low or No Emissions Bus Grants	DOT	\$5.6 billion	5/31/2022
CLOSED	Pilot Program for Transit Oriented Development	DOT	\$68.8 million	7/25/2022
CLOSED	Clean School Bus Program	DOT	\$5 billion	8/19/2022
CLOSED	Safe Streets and Roads for All	DOT	\$5 billion	9/15/2022

Energy Efficiency and Conservation Block Grant Program (EECBG)

Distribution of Funding



Eligible Uses

1. Energy efficiency and conservation strategy development
2. Technical consultant services to develop strategy
3. Building energy audits
4. Financial incentive programs for energy efficiency
5. Grants to NGOs and government agencies for energy efficiency retrofits
6. Developing building energy efficiency and conservation programs
7. Developing transportation energy efficiency and conservation programs
8. Building codes and inspections for building energy efficiency
9. Energy distribution technologies
10. Material conservation programs, including recycling
11. Reduce and capture methane and other greenhouse gases
12. Traffic signals and street lighting
13. Renewables on government buildings
14. Programs for financing, purchasing, and installing energy efficiency, renewable energy, and zero emissions transportation

Energy Efficiency and Conservation Block Grant Program (EECBG)

AGENCY

U.S. Dept of Energy

DATES

Official guidance expected Q4 2022

ALLOCATION

\$550 million, one time funding

HISTORY

Created 2007, first approp. 2009 under Recovery Act

PURPOSE

To assist states, local governments, and tribes to reduce fossil fuel emissions, and improve energy efficiency.

FORMULA

- Eligibility: Cities 35,000+, Counties 200,000+ or top 10 in state by population. All federally recognized tribes.
- Grant Amount: Based on population. Local govt will receive at least \$75k. Tribes at least \$10k.
- Requirements: Sustainability plan, baseline, goals, strategies.

COMPETITIVE

- Communities not eligible for formula grants
- States to subgrant 60% to local govts not eligible for formula grants

Charging and Fueling Infrastructure - Corridor and Community Grants

AGENCY

U.S. Dept of Transportation
Federal Highway Admin

DATES

Will open by Nov 15, 2022

ALLOCATION

\$2.5 Billion, over four years

MATCH

20% match required

PURPOSE

Strategically deploy EV charging and other alternative fueling infrastructure along designated alternative fuel corridors and in communities.

At least 50% must be used for **community grant program** to install EV charging and alternative fuels in locations on public roads, schools, parks and parking facilities. Grants will be prioritized for rural areas, low- and moderate- income neighborhoods, and communities with a low ratio of private parking spaces or high ratios of multiunit dwellings.



Strengthening Mobility and Revolutionizing Transportation (SMART) Grant Program

AGENCY

U.S. Dept of Transportation

DATES

Posted Sep 19, 2022
Closes Nov 18, 2022

ALLOCATION

\$500 million, \$100M in 2022
30-50 awards up to \$2M/award

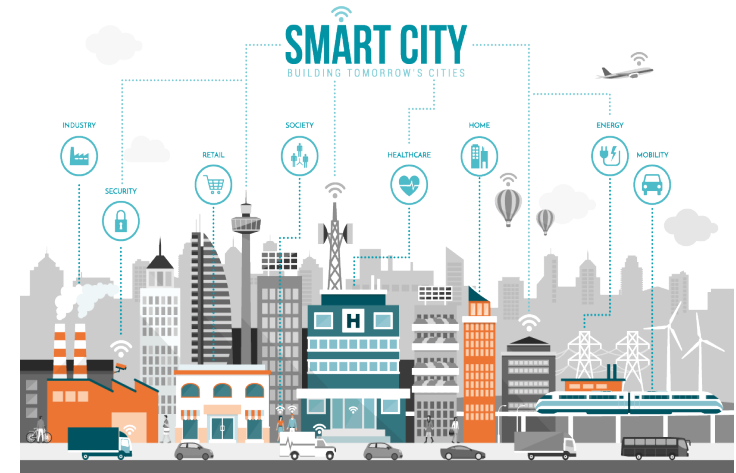
MATCH

No

PURPOSE

Provide grants to rural, midsized, and large communities to conduct demonstration projects focused on advanced smart city or community technologies and systems in a variety of communities to improve transportation efficiency and safety.

- Coordinate automation
- Connected vehicles
- Smart grid
- Smart technology traffic signals



Building Resilient Infrastructure and Communities (BRIC) Grant Program

AGENCY	FEMA	DATES	Opens Sep 30, 2022 Available until expended
ALLOCATION	\$2.295 billion in 2022, \$112 million to states, \$50 million to tribes \$2.113 billion for competitive grants in 2022		
MATCH	10-25% match, with exceptions		
PURPOSE	Funds increase resiliency and public safety and reduce damage to property. May be used for capacity building, mitigation projects, and management costs.		
TRIBAL SET ASIDE	All tribal governments may apply for up to \$2 million federal cost share for capacity building, and unlimited project applications, up to \$50 million each. Must have received a major disaster declaration to apply.		
LOCAL GOVT	Local governments, state agencies, and federally recognized tribal governments (who choose to apply as sub-applicants) are considered sub-applicants. They must submit sub-applications to their state, territory or tribal applicant agency.		

Flood Mitigation Assistance Grants

AGENCY

FEMA
National Flood Insurance Funds

ALLOCATION

\$3.5 billion

DATES

Opens Sep 30, 2022
Available until expended

MATCH

0-25% match required

PURPOSE

For projects that reduce/eliminate the risk of repetitive flood damage to buildings insured under National Flood Insurance Program. May be used for project scoping, community and individual structure flood mitigation projects, and management costs.

ELIGIBILITY

States, tribes, and territories may be applicants. Local governments and tribes (if they choose) may be sub applicants and must apply to their state or tribal applicant agency.



Reconnecting Communities Pilot Program

AGENCY

Dept. of Transportation

ALLOCATION

\$1 billion over 5 years

DATES

Open now, closes Oct 13, 2022

MATCH

20% for planning grants, 50% for construction grants

PURPOSE

The first-ever Federal program dedicated to reconnecting communities that were previously cut off from economic opportunities by transportation infrastructure. Funding supports planning grants and capital construction grants, as well as technical assistance, to restore community connectivity through the removal, retrofit, mitigation, or replacement of eligible transportation infrastructure facilities.

ELIGIBILITY

States, local governments, federally recognized Tribal governments, metropolitan planning organizations, and nonprofit organizations.



IRA Tax Credits and Incentives

Explainer : <https://bipartisanpolicy.org/blog/inflation-reduction-act-summary-energy-climate-provisions/>

1 The Solar Investment Tax Credit (ITC) is expanded to 30% for the next 10 years, which allows eligible households to receive higher tax refunds for solar panels.¹



SOLAR
30%
Solar ITC
Extended

2 The Solar Investment Tax credit now includes credits for batteries and geothermal too.²



STORAGE
30%
Solar ITC
established



GEOHERMAL
30%
Solar ITC
established

3 There are now tax credits for energy efficient home improvements, including water heaters, windows and doors, heat pumps and energy audits, which should encourage homeowners to take advantage of the additional savings.³



HEAT PUMP WATER HEATER

Tax credit:
\$2000
max

HOME INSULATION WINDOWS/DOORS

Tax credit:
\$600/
\$500

HEAT PUMPS



Tax credit:
\$2000
max

HOME ENERGY AUDITS

Tax credit:
\$150
max

IRA Tax Credits and Incentives (cont.)

White House Guide for Local Residents: https://www.whitehouse.gov/cleanenergy/?utm_source=cleanenergy.gov

4

The new state and local home energy efficiency and electrification rebates created by the IRA will expand what projects homeowners can benefit from and will inspire new trends in the industry. ⁴

**HEAT PUMP
WATER
HEATER**
Rebate:
\$1750 max



**HOME INSULATION
WINDOWS/ DOORS**
Rebate:
\$1600 max



**HEAT
PUMPS**
Rebate:
\$8000 max



**UPDATED
BREAKER
BOX**
\$4000 max



**UPDATED
ELECTRIC
WIRING**
\$2500 max



**HEAT
PUMP
DRYER**
\$840 max



**ELECTRIC
STOVE**
\$840 max

5

Tax rebates for Electric Vehicles (EV) are expected to make sales demands go up — and with it, the need for home charging stations and a cheaper home energy source — solar! ⁵



\$7500 for a new car

\$4000 for a used car

Local Governments Can Access Direct Pay for Clean Energy Projects

- Non-taxable entities participating in clean energy incentives can access a direct payment option in lieu of tax credits.
- Applicable for tax years starting after 12/31/2022 and ending 01/01/2033.
- Tax-exempt entities will be able to claim a refund for the excess taxes they paid or deemed to have paid.

The IRA includes the following new and expanded tax credits that are eligible for the direct pay option:

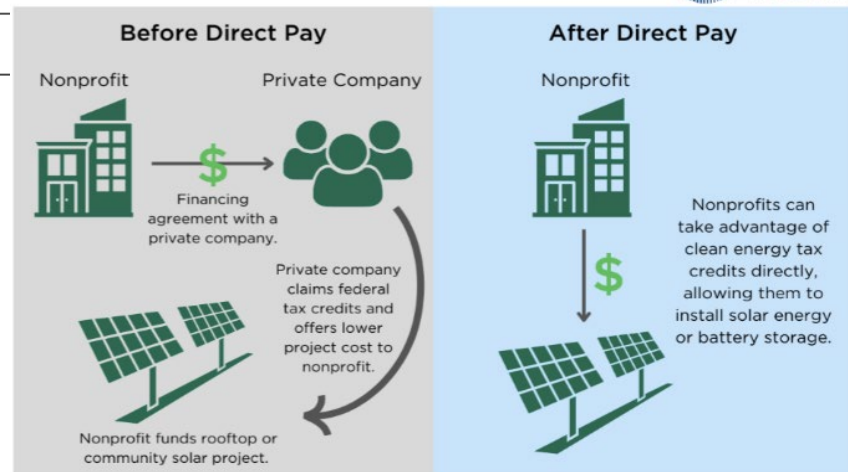
Production Tax Credits	Investment Tax Credits
Renewable Electricity Production Tax Credit (Section 45)	Energy Investment Tax Credit (Section 48)
Carbon Capture and Sequestration Tax Credit (45Q)	Advanced Energy Project Credit (48C)
Nuclear Power Production Tax Credit (45U) - New	Clean Electricity Investment Tax Credit (48E) - New
Clean Hydrogen Production Tax Credit (45V) - New	Commercial Clean Vehicle Credit (45W) - New
Advanced Manufacturing Production Tax Credit (45X) - New	Alternative Fuel Refueling Property Credit (30C)
Clean Electricity Production Tax Credit (45Y) - New	
Clean Fuel Production Credit (45Z) - New	

The **direct pay option** allows certain non-taxable entities to directly monetize certain tax credits for entities such as state, local, and governments and others to directly monetize specific tax credits.

IRA DIRECT PAY COMMENT SHEET

Note: Key Labor Provisions

How Direct Pay Works



Applying Lessons from ARPA to IIJA & IRA Programs

- ✓ Equity and regional coordination are priorities under ARPA and IIJA
- ✓ Community feedback you received under ARPA can help inform your priorities for IIJA programs
- ✓ Local projects that couldn't be funded under ARPA could potentially be funded under IIJA programs
- ✓ 2 CFR 200 compliance requirements will generally be in place for programs under IIJA
- ✓ Program design and implementation, including reporting, that you've done under ARPA can help you do the same under IIJA programs



Grant Application Process and Timing

Pre-Award Phase (approximately 4 months)

- Funding Opportunity Announcement (FOA) published on Grants.gov
- Grant applications are due 30 to 60 days after the FOA is published
- Applications undergo review process (e.g., peer review, financial review) for 1-3 months

Award Phase (approximately 1-2 months)

- Funding recommendations become a final funding decision
- Grant-making agency sends Notice of Award (NOA) to successful grant applicant
- Post Award (approximately 1-5 years)

Implementation Phase

- Applicant does routine progress and financial reporting for the duration of the grant
- Grantors conduct audits and monitoring for the duration of the grant
- Closeout is the official ending to the grant

Is Your Community Ready?

ARPA SLFRF provided a huge head start!

Register with [GRANTS.gov](https://www.grants.gov) - NOW!

If registered, new Unique Entity Identifier (UEI) requirement as of April 2022



Validate entity with [SAM.gov](https://sam.gov)

System for Award Management



Register with [FedConnect.net](https://www.fedconnect.net)

Bridges the gap between government agencies, vendors, and grants applicants



Key Issues for Cities and Towns



**REQUIRED
MATCHING
FUNDS FOR
VARIOUS
FUNDING
OPPORTUNITIES;**



**REGISTERING
FOR GRANT
ELIGIBILITY
(GRANTS.GOV);**



**INTERNAL
CAPACITY TO
DEVELOP AND
SUBMIT GRANT
AND OTHER
FUNDING
APPLICATIONS;
AND**



**INTERNAL
CAPACITY TO
ADMINISTER
GRANT
AWARDS.**

START TO PLAN NOW

Identify	Identify Potential Local and/or Regional Collaborative Projects
Engage	Engage Stakeholders Early
Identify	Identify Grant Writing Capabilities
Monitor and Track	Monitor and Track Funding Opportunities
Be Ready	Be ready when funding announcement are released
Goal	Goal: Maximize Funding



Events & Training

UPCOMING EVENTS

REGISTRATION OPEN: Developing and Adopting Effective Financial Policies Webinar


Monday, June 5, 2023 - 5:30pm to 7:00pm

REGISTRATION OPEN: Introduction to Developing and Adopting Effective Financial Policies

REGISTRATION OPEN: Introduction to Internal Controls, Segregation of Duties, Fraud and Risk Webinar

Monday, June 12, 2023 - 5:30pm to 7:00pm

Introduction to Internal Controls, Segregation of Duties, Fraud and Risk



5:30 pm—7:00 pm
Monday, June 12, 2023

[Register HERE](#)

REGISTRATION OPEN: The Right-to-Know Law and Public Meetings Webinar

Tuesday, June 13, 2023 - 12:00pm to 1:30pm

REGISTRATION OPEN: The Right-to-Know Law and Public Meetings Webinar

12:00 noon - 1:30 pm, Tuesday, June 13, 2023



NHMA Launches *FREE* Financial Policies Certificate Program

A new certificate program has launched to help municipal officials develop a long-term, strategic approach to financial management.

This series is of interest to members of the Governing Body, Town Managers, Town Administrators, Finance Officers, Treasurers, Town Clerks, Tax Collectors, Committee Chairs and Department Heads.



Internal Controls, Segregation of Duties, Fraud and Risk	Wednesday, September 13, 2023	9am-3:30pm
Policies for Operations and Budgeting	Wednesday, September 20, 2023	9am-11:30 am
Fund Balance Policy	Wednesday, September 20, 2023	1:00pm-3:30 pm
Revenue Policies	Wednesday, September 27, 2023	9am-11:30am
Expenditure Policies	Wednesday, September 27, 2023	1:00pm-3:30pm
Investment Policy	Wednesday, October 18, 2023	9am-11:30am
Debt Policy	Wednesday, October 18, 2023	1:00pm-3:30pm
Capital Planning and Fiscal Capacity	Wednesday, October 25, 2023	9am-3:30pm

These courses are flexibly designed so you can sign up for as many courses, or as few, as you want. Participants who take all the courses in the series earn a *Certificate of Completion* and get a free digital download of the publication **The Basics of Financial Policy** (a \$70.00 value).



Questions?